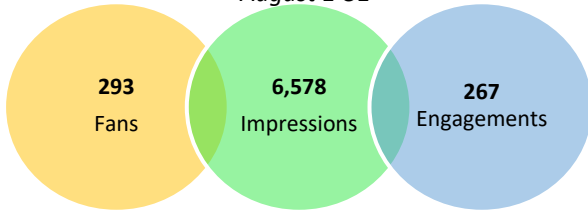


Sierra Vista Digital Report

August 2020

Facebook August 1-31



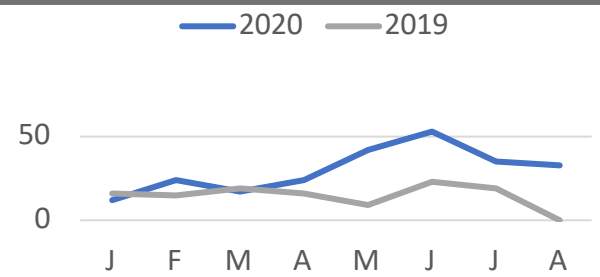
Instagram August 1-31



Gross Sales

33 – August 2020

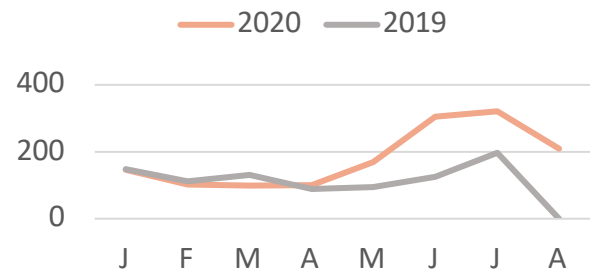
10 – August 2019



Builder Traffic

104 – August 2020


209 – August 2019



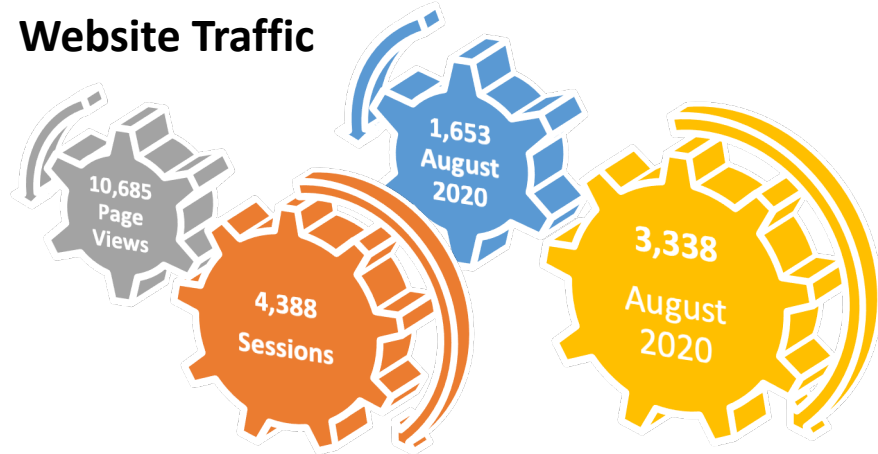
Info Center Traffic

Not Open Yet!

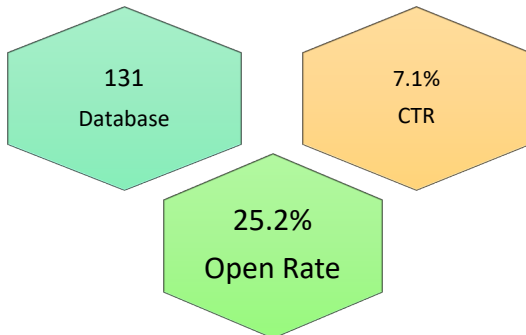
Not Open Yet!



Website Traffic

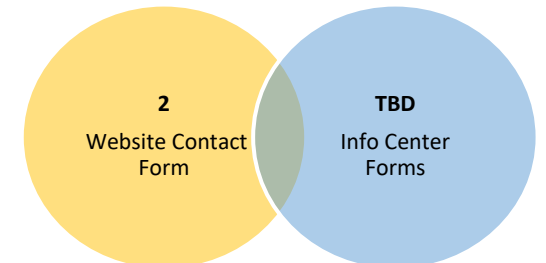


Eblasts



• Mailchimp

Inquiries added to Databases



Fun Facts:

- FB Reactions are up 50%
- FB Post Link Clicks are up 87%
- Instagram posts/story saves are up 200%
- Instagram Profile Visits were up 150%
- Avg. Session Duration was up 24.18%
- Page Per session was up 14.48%